

# 2017 FIRE PREVENTION POSTER CONTEST

Pre-K through 6th grade students are invited to participate in a contest honoring **National Fire Prevention Week (October 8-14, 2017)**. There are **two** chances to win prizes this year! Students may enter the Poster Contest, the Home Escape Plan Challenge, or both! The 2017 Fire Prevention Week theme is:

**“Every Second Counts: Plan 2 Ways Out!”**


Win \$100 for your elementary school and a pizza party for your class!  
**Pizza Guys**

## Part 1 Poster Contest

1. Posters should promote the Fire Prevention Week theme, and encourage fire safety awareness in the home, school and community.
2. Posters must be drawn on an 8 ½ by 11 inch letter-sized white paper.
3. Student’s name, school, grade and teacher’s name must be on the back of the poster.
4. One (1) entry per student.
5. Posters are to be completed by students, without assistance.
6. Only hand-drawn entries will be accepted (no computer-generated imaging).
7. A panel of judges will select the winning posters based on originality, clarity of message, design and age-appropriate skill. The decision of the judges is final.

## Part 2 Home Fire Escape Plan

1. Students will take home the NFPA How to Make a Home Fire Escape Plan worksheet. (Teachers should contact their fire department if they need help with printing copies of the worksheet.) Worksheet can be found at [sparkyschoolhouse.org](http://sparkyschoolhouse.org) (scroll down to find Fire Prevention Week resources).
2. Students will fill out the worksheet with a parent or guardian.
3. Every student that brings the worksheet back to school, with the Home Fire Escape Plan filled in, will be entered to win a prize.
4. Teachers may submit the worksheets, or a list of names of students that submitted a worksheet.



2016 Poster Contest Winner

## Submissions

Submit posters by **November 3, 2017** to:

Jennifer Rubin  
Safe Kids Greater Sacramento  
6501 Coyle Ave  
Carmichael, CA 95608

## Bonus Teacher Materials

Visit the NFPA “Teaching Fire Prevention Week” page for links to lesson plans, music and videos, games for students and more! The How to Make a Home Fire Escape Plan worksheet can be found at [nfpa.org/public-education/campaigns/fire-prevention-week/teaching-fpw](http://nfpa.org/public-education/campaigns/fire-prevention-week/teaching-fpw).

## Rules

The poster and worksheet submission deadline is **November 3, 2017**. The winning posters from each grade will be judged by fire service personnel and hospital staff. The winners will be notified by November 20, 2017. Three winners (1st, 2nd and 3rd place) will be chosen from each grade level. One grand prize winner for the Poster Contest, and one for the Home Escape Plan Challenge will receive –\$100 for their elementary school, a pizza party for their class and a small prize for themselves. The winning poster will be used in promotional material where appropriate. All winners will be honored at an awards ceremony where refreshments will be served at Shriners Hospitals for Children, attended by their parents, teachers, principals and local fire officials at 5:00pm on Friday, December 8, 2017.

This is not a program of the San Juan Unified School District and San Juan accepts no liability or responsibility for this program.

This is not an Elk Grove Unified School District sponsored program and EGUSD accepts no liability or responsibility for this program/activity.

This is not a Sacramento City Unified School District sponsored program and SCUSD accepts no liability or responsibility for this program.

This is not a program of the Twin Rivers Unified School District, and TRUSD accepts no liability or responsibility for this program. The distribution or display of this material is provided as a community service.

This is not a Folsom Cordova Unified School District Sponsored program. Any opinions expressed are not necessarily those of the District or school personnel. The District accepts no liability or responsibility for the program/activity.

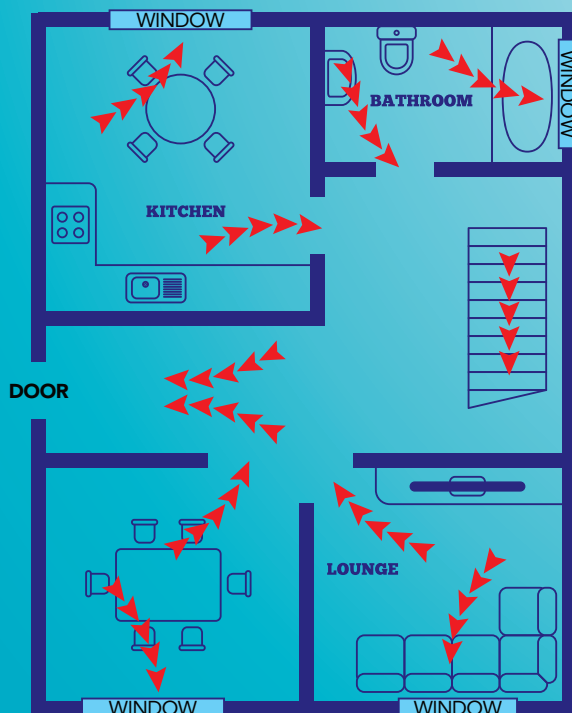
This is not a Galt Joint Unified Elementary School District sponsored program and the Galt Joint Union Elementary School District accepts no liability or responsibility for this program/activity.

# How to make a Home Fire Escape Plan

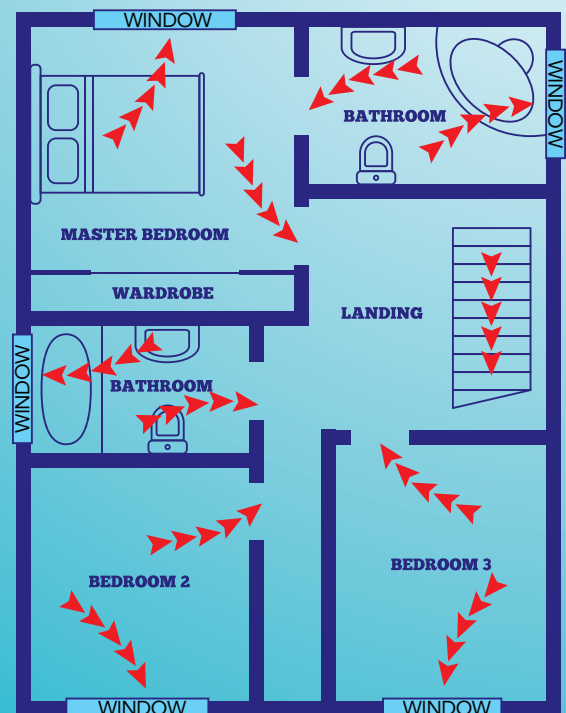


The Official Sponsor of Fire Prevention Week Since 1922

- Draw a map of your home. Show all doors and windows.
- Visit each room. Find two ways out.
- All windows and doors should open easily. You should be able to use them to get outside.
- Make sure your home has smoke alarms. Push the test button to make sure each alarm is working.
- Pick a meeting place outside. It should be in front of your home. Everyone will meet at the meeting place.
- Make sure your house or building number can be seen from the street.
- Talk about your plan with everyone in your home.
- Learn the emergency phone number for your fire department.
- Practice your home fire drill!
- Make your own home fire escape plan using the grid provided on page 2.



**1st FLOOR**



**2nd FLOOR**



